

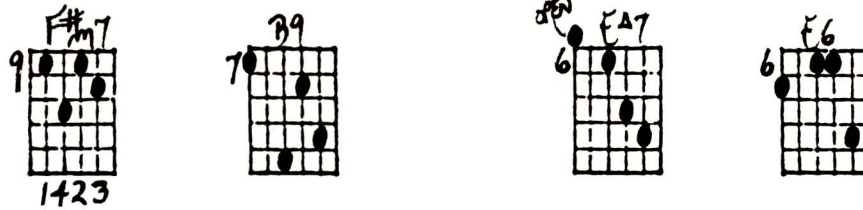
A CERTAIN SMILE

Interlude Accompaniment

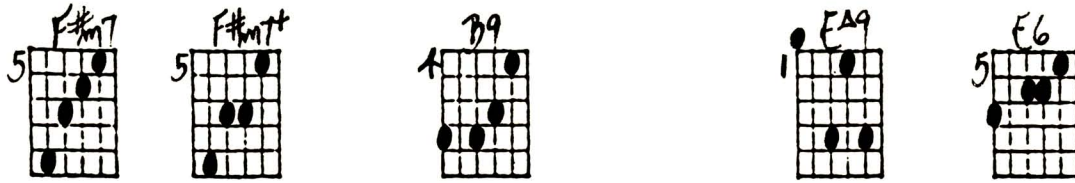
Important: sing, hum, or whistle the melody while you play this arrangement - it helps a lot. Add fills in the right hand or otherwise wherever and if ever you deem necessary.

In solo guitar playing I find it nice to go into interludes based on the chord changes of the song (especially in a non-concert type of gig)... I love this song and hope you will grow fond of it too, Paul. I recorded it on that record you mentioned. [Ted's "Solo Guitar" album]

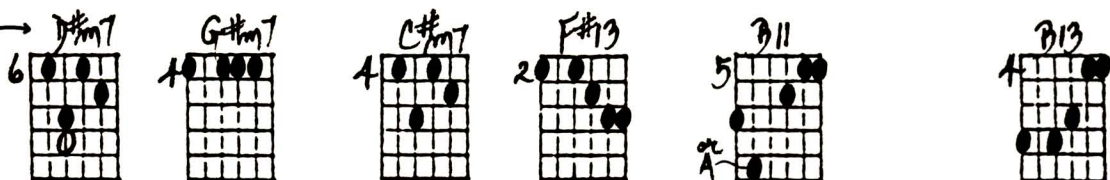
Playing order: ● × □ △
○ = opt.



BASIC CHANGES:

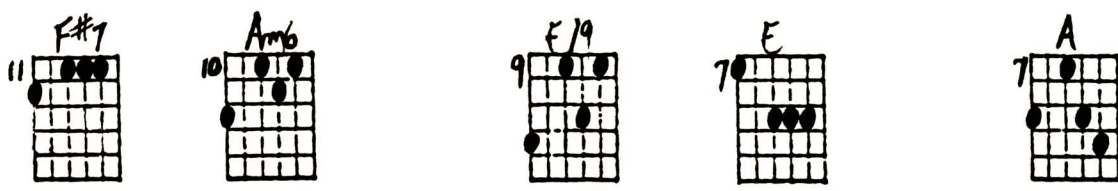



OR USE 5 NOTE B $\frac{9}{5}$ →



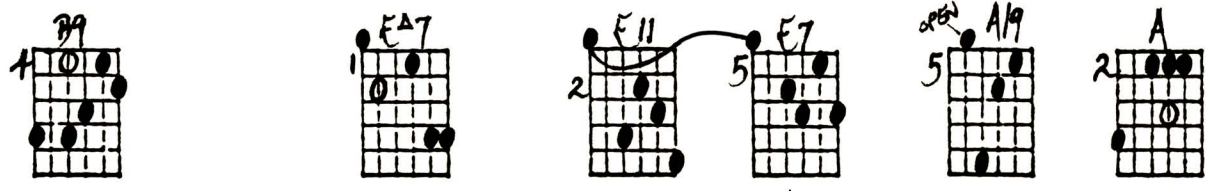
13

sud - den - ly you know why my heart sings. You love a -



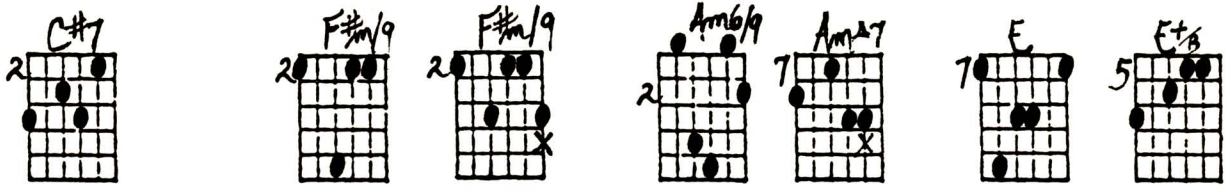
17

while and when love goes you try to hide the tears in -



22

side with a cheer - ful pose. But in the hush of night ex -



26

act - ly like a bit - ter sweet re - frain comes that cer - tain smile to

haunt your heart a - gain. _____ A cer - tain

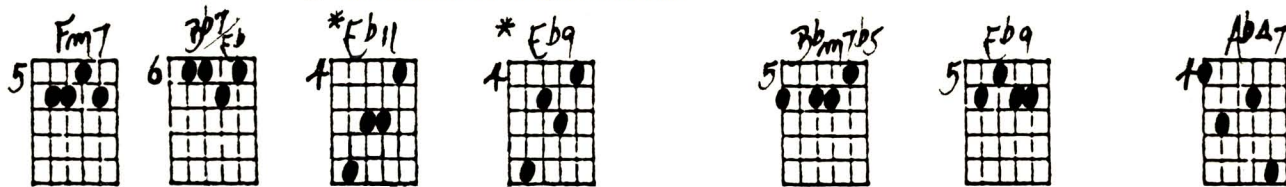
smile, _____ a cer - tain face _____ can lead an un - sus - pec - ting

heart on a mer - ry chase. _____ A - flee - ting glance _____

_____ can say so ma - ny love - ly things sud - den - ly you

A Certain Smile - Ted Greene, 1973-09-03 (p.4)

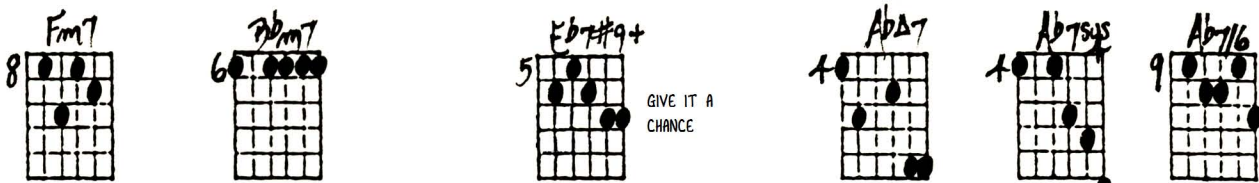
* And add lower Eb in the right hand for both



46

Fm Bb7 Bbm7 Eb7 Bbm7 Eb7 Ab

know why my heart sings. _____ You love a - while _____ and when love goes _____

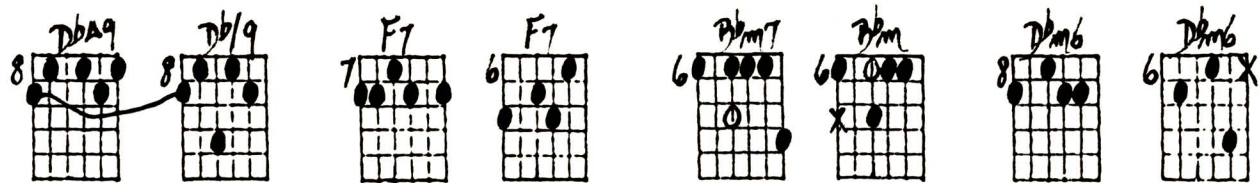


GIVE IT A CHANCE

52

Ab Bbm Eb7 Ab Ab7

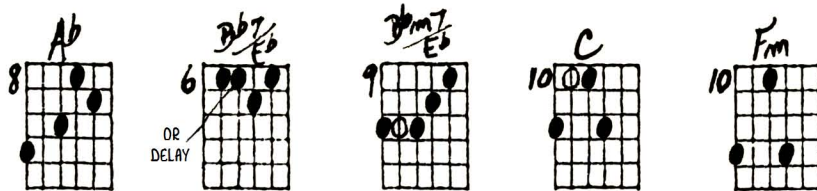
_____ you try to hide the tears in - side with a cheer - ful pose. _____ But in the



57

Db F7 Bbm Dbm

hush of night ex - act - ly like a bit - ter sweet re - frain comes that



OR DELAY

To E and/or Dbm/3 and tag out over pedal 5 or....

E Dbm

61

Ab Fm Bbm Eb7 Ab

cer - tain smile to haunt your heart a - gain. _____

2 BEATS PER CHORD UNLESS NOTED

INTERLUDE ACCOMPANIMENT to A CERTAIN SMILE - SAMMY FAHN

IMPORTANT: SING, HUM OR WHISTLE THE MELODY WHILE YOU PLAY THIS ARR. - IT ADDS A LOT

when solo guitar playing, if find it nice to go into interludes based on the chord changes of the song (especially in a non-concert type of gig)...

2-9-85 © Paul Brown

Key: E

ADD FIFTHS in the R.H. hand or otherwise wherever you deem necessary

I love this song & hope you will grow fond of it too. P.S. I recorded it on that record for mentioning

9	F#m7	B9	F#m7	F#m7	F#m7	B9	E9	E6	F#m7	
1	G#9	C#9	F#11	F#7	D#m7	G#m7	C#m7	F#13	B11	B13
11	F#7	Amb	F#9	E	A	B9	E7	F#11	E7	A9
2	A	C#7	F#m/9	F#m/9	Amb/9	Amb7	E	F#9	B11	B7b9
5	F#m7b5	Eb	Ab	Bb	Eb7	Ab	Db/9	Ab	F#m7	Eb7b9
6	Eb7b9	Ab7	F#m7	Cm7	D7	Gm7	C9	F#9	F#m7	B11
3	Bb13	Eb/9	Eb	F#m7	Bb7b9	*Eb11	*Eb9	F#m7b5	Eb9	Ab7
8	F#m7	F#m7	Eb7b9	Ab7	Ab7b9	Ab7b9	D7b9	D7/9	F7	F7
6	F#m7	F#m	Dmb6	Dmb6	Ab	Bb7b9	F#m7b9	C	F#m	F#m

or E for 1st fret

or 1st fret

or 2nd fret

or 1st fret

* and add lower Eb on 1st fret

GIVE IT A CHANGE

or delay

to E on Dm7 and fade out over pedals

MOVE
MELODIES
UP 1
OCTAVE FOR
GUITAR

93-7

A CERTAIN SMILE

Handwritten musical score for the song "A Certain Smile". The score is written on two staves in G major (one flat). The first staff contains the first line of music with chords: Gm7, C7, F, Gm, C7, F, Em7, A7, Dm, G7. The second staff contains the second line of music with chords: C, Am, Dm, G7, Gm7, C7, F7, Bb, D7, Gm, Bbm, F, Dm, Gm, C7, F. The piece concludes with a double bar line and the initials "D.C." below the staff.